


Oath of County Auditor or Supervisor of Elections


STATE OF WASHINGTON)
) ss.
COUNTY OF BENTON)

I solemnly swear that the returns of the General Election held on November 5, 2024 in Benton County, State of Washington, have been in no way altered and that they are the same as when they were deposited in my office.



County Auditor or Supervisor of Elections

Subscribed and sworn to me this 26th day of November, 2024



Chairman, County Legislative Authority

Certification of the Canvassing Board

STATE OF WASHINGTON)
) ss.
COUNTY OF BENTON)


The undersigned officers designated by law as constituting the Canvassing Board for the County of Benton, State of Washington, hereby certify that this is a full, true and correct copy of the Abstract of Votes including the cumulative results, precinct results, and a reconciliation report of votes cast at the General Election held on November 5, 2024, in Benton County, State of Washington, and that the following are the true and reconciled numbers of voters and votes counted.

Witness our hands and official seal this 26th day of November, 2024






County Auditor or Supervisor of Elections



Chairman, County Legislative Authority



Deputy County Prosecuting Attorney

CERTIFICATE OF CANVASS

We, the County Canvassing Board of Benton County, State of Washington, do hereby certify that the official results for the November 5, 2024 Primary Election were as follows:

Official Results included are for the following districts....

Initiative Measure No. 2066

Initiative Measure No. 2109

Initiative Measure No. 2117

Initiative Measure No. 2124

Unites States President/Vice President

U.S. Senator

Congressional District 4 - U.S. Representative

Governor

Lt. Governor

Secretary of State

State Treasurer

State Auditor

Attorney General

Commissioner of Public Lands

Superintendent of Public Instruction

Insurance Commissioner

Legislative District 8 - State Representative Pos. 1

Legislative District 8 - State Representative Pos. 2

Legislative District 14 - State Senator

Legislative District 14 - State Representative Pos. 1

Legislative District 14 - State Representative Pos. 2

Legislative District 15 - State Representative Pos. 1

Legislative District 15 - State Representative Pos. 2

Legislative District 16 - State Senator

Legislative District 16 - State Representative Pos. 1

Legislative District 16 - State Representative Pos. 2


Benton County - Commissioner District #1


Benton County - Commissioner District #3

Supreme Court - Justice Position 2
Supreme Court - Justice Position 8
Supreme Court - Justice Position 9
Benton, Franklin Superior Court - Judge Position 5
Benton PUD - Commissioner Pos. 3
Proposition No. 1 - Richland School District

Dated this 26th day of November, 2024


County Auditor


County Commissioner


County Deputy Prosecuting Attorney

Benton County Auditor

Reconciliation Form

General information

County name Benton
 Election date 11/5/2024

Registered voters eligible to participate

Active registered voters 132,022
 Inactive registered voters 13,746

Category Reconciliation (detailed accounting of ballots)

	Issued (number of voters issued ballots)	Credited voters in VoteWA (envelopes containing ballots)	Ballots Accepted (Counted / Tabulated)	Ballots not counted		Discrepancy (If zero, category balances)
				Ballots forwarded to other counties	Ballots Rejected	
UOCAVA	2,337	787	763	N/A	24	0
Federal write-in	N/A	3	3	N/A	0	0
Provisional	3	3	2	0	1	0
DREs	0	0	0	N/A	0	0
All voters not reported in above categories	135,161	101,713	100,884	0	829	0
Total for all voter categories	137,501	102,506	101,652	0	854	0

Summary

Reconciliation

Overall Ballot Reconciliation

Ballots Received	102,506
Ballots Accepted	101,652
Ballots Not Counted	854
Discrepancy	0

Voters credited to ballots counted

Credited voters in VoteWA	101,652
Credited envelopes without ballots	(16)
Voters not credited in VoteWA (examples: FWAB or ACP)	16
Total valid ballots	101,652
Discrepancy	0

Additional Information

Replacement Ballots

Requested	4,035
Issued	4,031
Returned	2,757
Counted	2,657
Rejected	100

Return method

Email	360
Fax	0
Deposited at staffed, unstaffed deposit sites and voting centers	74,237
Non-UOCAVA returned by Fax or Email	36

Generation method

VoteWA	1,960
Other online programs	0
PDF originating from county	0
Non-UOCAVA ballots issued electronically	1,038

AVU

Estimated number of paper ballots printed by AVU	0
--	---

Category discrepancy explanation

VoteWA discrepancy explanation

Report prepared by: Grace Davidson

Date: November 26, 2024

Contact number: 509-221-9837